

IMPORTANT FOR OPTIMUM SAFETY: READ ALL INSTRUCTIONS BEFORE USE.

1. Consult your dermatologist prior to using your LUXE device (LUXE or “Device”) if you have medical concerns.
2. DO NOT use LUXE on unintended areas of the body including on surface of lips, nose and eyelids. LUXE is designed ONLY for use on the face, chin and décolleté.
3. DO NOT use LUXE on active acne, psoriasis, rosacea, open sores, skin with a rash, sunburned or distressed skin or on skin surfaces where cuts, abrasions or any kind of healing is present. DO NOT use Device on moles, cancerous areas or lesions or on skin which has recently been treated with a laser or recently chemically treated.
4. Some users report a temporary tingling feeling after using the Device this may be due to increased microcirculation. DO NOT use LUXE if you experience a worsening of the skin (skin feels tense, uncomfortable, irritated, red, burning, etc.). STOP using LUXE and consult your doctor.
5. Children should not use or play with the LUXE. The Device has not been tested on children.
6. DO NOT reuse an Edge. For hygiene, safety, and best results ALWAYS use a NEW Edge. Discard Edge directly into wastebasket after use and place LUXE in charging base. Ensure Edge tray is on flat surface when loading device with new Edge.
7. DO NOT use LUXE device, charging base or Edges that are damaged or appear damaged and never attempt to open or repair the device. Doing this could result in injury or possible fatal electric shock. This product contains no serviceable parts.
8. DO NOT use, place or store LUXE device or charging base where it can fall or be pulled into a tub or sink. Neither the charging base nor the device is intended for immersion or use in the shower. NEVER reach for the LUXE charging base or plug that has fallen into water. Unplug immediately from the wall socket. Evidence of liquid infiltration into any component of the device will void the warranty.
9. Your LUXE is rechargeable with its included USB cable. DO NOT plug the USB adapter into an outlet with a voltage other than that specified on the rating label found on the base of the charger. Always check the plug configuration for the country or location you are visiting.
10. Use this product only for its intended use as described in this owner’s manual. Call DERMAFLASH at +448000183903 with any questions or concerns.

CAUTION: Before charging, make sure the charging port and charging base are free from water. DO NOT use your LUXE device while charging. Never use the device or charger if they are damaged, and only use the charger supplied by DERMAFLASH with the device.

DISCLAIMER: Users of LUXE do so at their own risk. Neither DD Karma LLC nor its retailers assume any responsibility or liability for any injuries or damages, physical or otherwise, resulting, directly or indirectly, from the use of this product. DERMAFLASH reserves the right to revise this publication and to make changes from time to time in the contents thereof without obligation to notify any person of such revision or changes. For complete, up-to-date terms, conditions and warnings please consult the full user manual at DERMAFLASH.com/user-manual.html.

NOTE: This device complies with Part 15 Subpart B of the FCC Rules. Operation is subject to the following two conditions: (1) this device may not cause harmful interference, and (2) this device must accept any interference received, including interference that may cause undesired operation.

These limits are designed to provide reasonable protection against harmful interference in a residential installation. This equipment generates, uses and can radiate radio frequency energy and, if not installed and used in accordance with the instructions, may cause harmful interference to radio communications. However, there is no guarantee that interference will not occur in a particular installation. If this equipment does cause harmful interference to radio or television reception, which can be determined by turning the equipment off and on, the user is encouraged to try to correct the interference by one or more of the following measures:

- Reorient or relocate the receiving antenna.
- Increase the separation between the equipment and receiver.
- Connect the equipment into an outlet on a circuit different from that to which the receiver is connected.
- Consult the dealer or an experienced radio/TV technician for help.

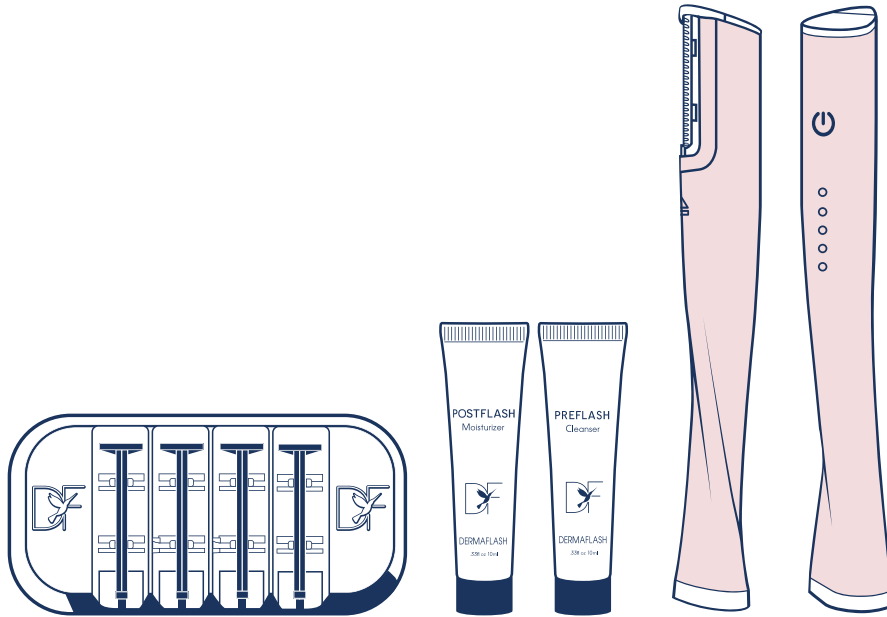
WARRANTY TERMS AND CONDITIONS

Please connect with the original retailer where the purchase of your DERMAFLASH LUXE was made to learn the warranty options.

Cautions/Contraindications

1. LUXE is designed for use on specific areas of the face, neck and décolleté. It is not intended for use on other areas of the body. Avoid using LUXE on skin with active cold sores or warts, wounded, sunburned, excessively sensitive skin, healing problems, dermatitis, inflammatory (couperose) rosacea, eczema, psoriasis or where any kind of healing is present.
2. Do not use LUXE on skin which has recently been treated with a laser or recently chemically treated.
3. Discontinue use of prescription strength exfoliants such as Tri-Retinol Complex, Retin-A, Renova®, Differin® (Adapalene 0.1%) 48 to 72 hours before using LUXE, you may resume use 48 to 72 after.

Getting to Know Your LUXE Device



LUXE 3-Step Process: PREFLASH, LUXE, POSTFLASH

The LUXE 3-Step process instantly unveils a smoother, radiant complexion, and improved tone and texture as it prepares, exfoliates, and soothes the skin.

1. Your LUXE includes:

- Charging stand/cradle
- LUXE Device
- Exfoliating Edge Tray, loaded with 4 single-use edges
- .33fl oz/10mL PREFLASH cleanser (volume fill varies)
- .33fl oz/10mL POSTFLASH moisturizer (volume fill varies)

2. The LUXE anti-aging exfoliation device is powered by proprietary Sonic Edge Technology™, combining a subtle sonic vibration and a specially designed single-use exfoliating Edge to help remove dead skin cells, debris and vellus hair.

3. For best results, LUXE should be used once a week.

CAUTION: We do not recommend using LUXE more than once a week. The entire LUXE treatment takes approximately 5 to 10 minutes. For safety and ultimate efficacy, a new Edge must be used for each facial treatment.

Charging

1. Before using, always make sure you use the correct wall plug adapter which corresponds to the country you are in.

2. Place device silver side down, without Edge, into charging base. The clear side of device will be facing up. Plug your LUXE charging USB cord into a corresponding power adapter or into a computer with a USB port. Charge overnight. A full charge allows up to 30 minutes of use.

IMPORTANT! Any used Edge must be removed before placing in the charging stand.

3. While your LUXE is charging, the LED charging indicator will slowly pulse. When fully charged, the light will remain on.

4. To alert you the battery is low, the LED charging indicator at the top of your LUXE device will begin to pulse during use and may shut off. If this occurs, return your LUXE to the charging stand.

5. If your LUXE stops while in use, remove the Edge, then return the LUXE to the charging stand.

Universal Charging Stand and Cord For World Wide Use

Your LUXE is rechargeable with its included charging base and charging USB cord.

READ ALL INSTRUCTIONS BEFORE USE

Before Using for the First Time

1. Your LUXE is rechargeable with its included charging base and charging USB cord. Place your LUXE in its charging stand overnight to fully charge.

NOTE: A full charge allows up to 30 minutes use.

Loading A New Edge

WARNING! Edges are good for a single-use only. NEVER attempt to load or exfoliate with a previously used Edge. Discard and recycle all Edges after each use.

WARNING! Edge is sharp! To avoid personal injury, NEVER attempt to load the Edge into the LUXE by hand!

WARNING! When loading an Edge in device, be sure to place Edge tray on flat surface before gliding device into Edge.

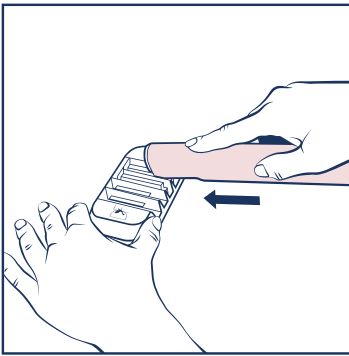


Figure 1

1. Place the Edge tray on a clean, flat, stable surface. To load, slide LUXE completely into any loaded slot in the Edge tray. (See Figure 1.) An audible click can be heard as the Edge locks securely into place.

2. Gently lift the device straight up from the Edge tray.

WARNING! NEVER slide the LUXE BACKWARD in the Edge tray. Doing so may damage the Edge and make it unusable.

3. Once the Edge is securely loaded into the LUXE device, press the ON/OFF button to turn your LUXE ON. The light will illuminate. You will begin to feel a subtle, sonic vibration. This is normal.

Step 1: PREFLASH

1. Always remove all makeup before cleansing the skin.

2. Wet your face and hands. Using a small amount of PREFLASH cleanser, the essential first step, create a lather in your hands and massage onto face.

3. Rinse thoroughly with water. Pat skin dry.

CAUTION: PREFLASH is for external use only. Avoid contact with eyes.

Step 2: LUXE

1. The LUXE treatment takes about 5 to 10 minutes. For safety and ultimate efficacy, a new Edge must be used for each facial treatment.

WARNING! To avoid personal injury, NEVER hold your LUXE at a 90-degree angle or perpendicular to your skin.

2. Before using your LUXE, make sure your hair is pulled away from your face, secured with clips or an elastic hairband.

NOTE: LUXE is intuitively designed to lie on the skin at a 45-degree angle (See Figure 2.)

3. Use the LUXE in patterns suggested in the illustration. (See Figure 3.)

4. You can LUXE your cheeks, your entire chin area (including just below chin), above and below your lips and your forehead. LUXE each area while supporting your skin with a finger from your other hand.

5. Use short feathery strokes. Begin at hairline just in front of the ear and move inward following the contours of your face.

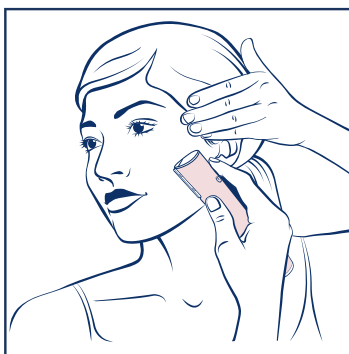


Figure 2

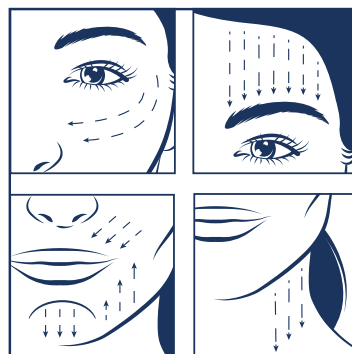


Figure 3

Forehead Area

6. NEVER USE LUXE DIRECTLY ON YOUR NOSE.
7. To avoid unintentional hair removal, NEVER use LUXE directly on the brow or close to your eyebrows, sideburns, or anywhere inside hairline.
8. Make short, feathery, gentle downward strokes to the area above your eyebrows.

Eye and Cheek Area

9. NEVER USE DERMAFLASH LUXE INSIDE THE EYE AREA, OR CLOSE TO EYELASHES OR EYELIDS.
10. Begin the treatment in front of your ear at the top of the cheekbone. With your free hand holding your skin taut and using short, feathery strokes, glide LUXE inward towards the nose, over the contours of your cheek and entire side of your face. Take care to avoid the eye socket area and nose.

Above and Below the Lip and Chin

11. NEVER USE LUXE DIRECTLY ON YOUR LIPS.
12. Above the top lip: Begin at the outer corner of the nose area, make short downward strokes following the contours of the cheek down to top lip.
13. Below the bottom lip: Working in short upward strokes, begin at the outside corner of the mouth and work toward the center. (See Figure 3.)
14. Chin: Begin at the center of the chin. Using short downward strokes work your way over the jaw line.
15. When you are finished exfoliating your face, press the ON/OFF button to turn your LUXE OFF. The LED light will turn OFF.

Used Exfoliating Edge Removal

1. To remove your Edge, direct the top of your LUXE device toward a trash receptacle and press the Eject button.
2. Store your LUXE in the charging stand/cradle with the used Edge removed, silver side down. Recharge before your next treatment.

REMEMBER! For safety and hygiene purposes, Edges are designed for single-use only.

WARNING! KEEP EDGE TRAY AND USED EDGES AWAY FROM CHILDREN.

WARNING! The Edge is sharp! Never handle the Edge portion of this part with bare hands.

NOTE: All packaging materials and certain components of LUXE are recyclable.

Step 3: POSTFLASH

1. Gently massage a small amount of POSTFLASH onto your face to soothe and hydrate post treatment.
2. After using LUXE you may experience a temporary redness or tingling after treatment. This should be considered normal and will subside.

CAUTION: POSTFLASH is for external use only. Avoid contact with eyes.

Storage

1. Make sure device is unplugged.
2. Store your LUXE in the charging stand/cradle with the used Edge removed.
3. Store device in its original box or in a clean, dry area.
4. Never wrap cord tightly around charging stand/cradle.
5. Do not put any stress on cord where it enters charging stand/cradle, as this could cause cord to fray and break.

Environmental Protection/Disposal

1. All packaging materials and certain components of your LUXE are recyclable. Please dispose of recyclable materials responsibly.
2. Information on recycling can be obtained from your local authority.